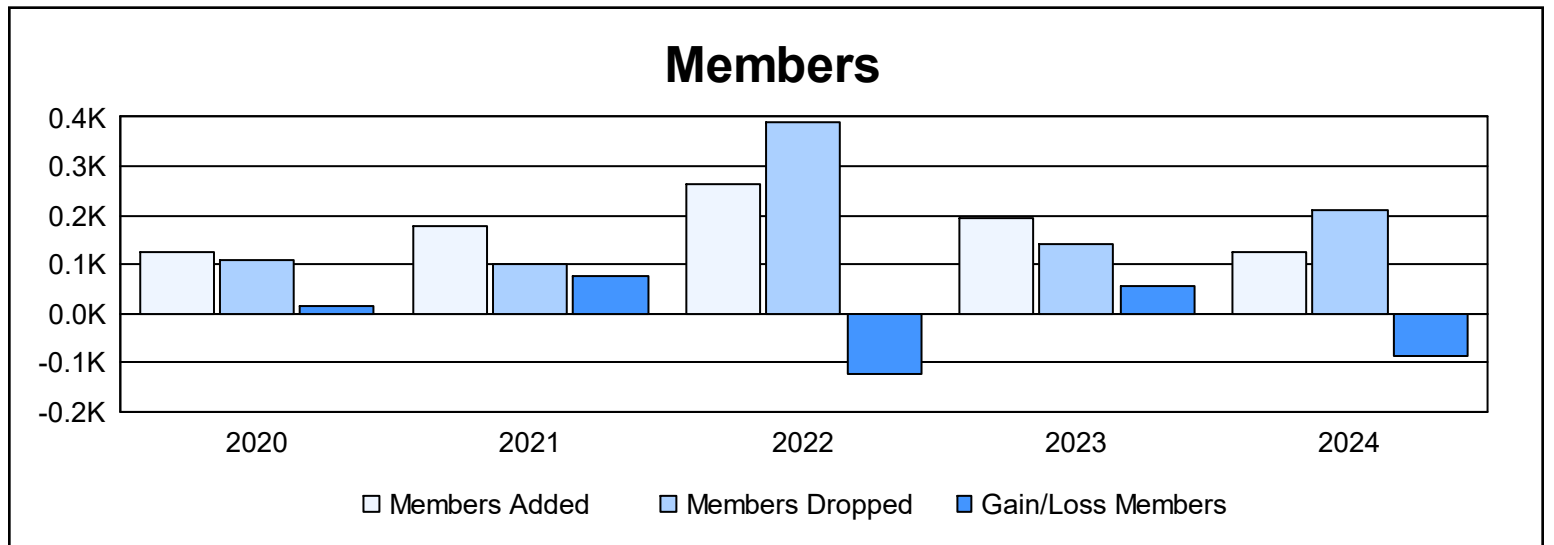
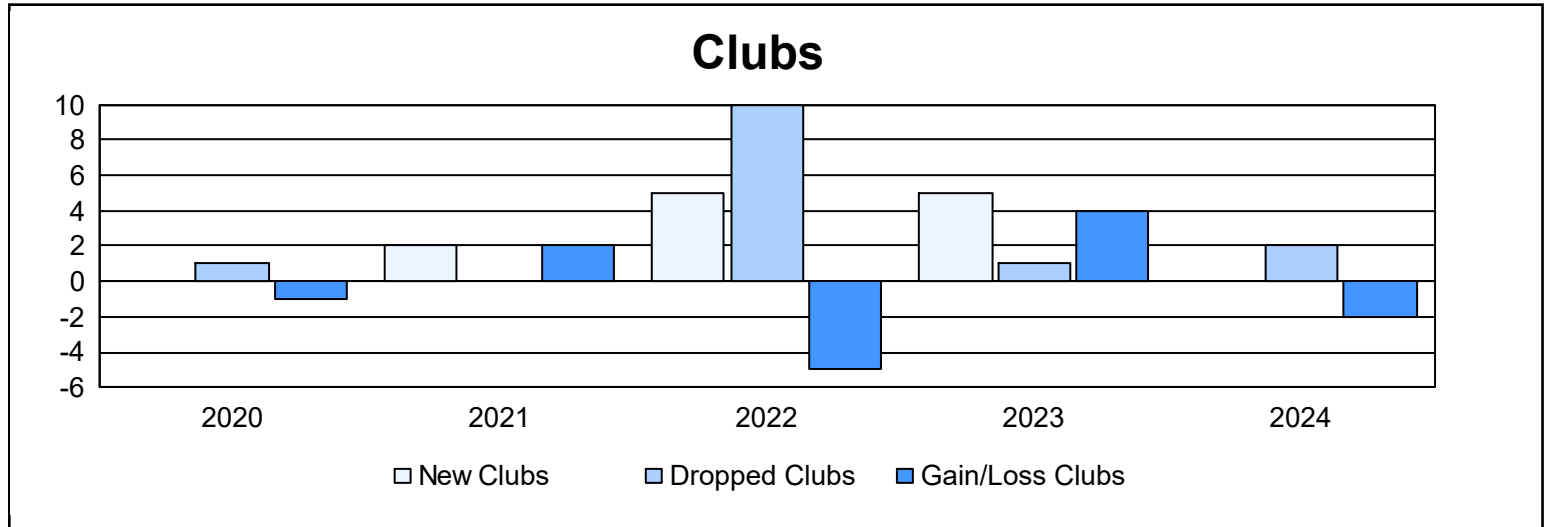
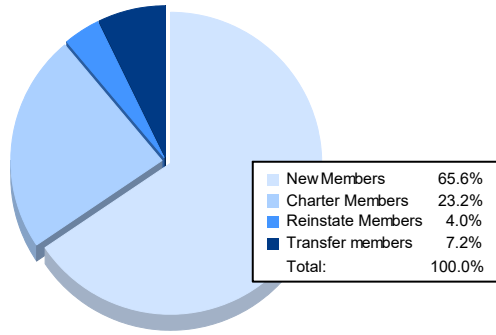


| Year | New Clubs | Dropped Clubs | Gain/ Loss Clubs | New Members | Charter Members | Reinstate Members | Transfer Members | Total Member Added | Total Members Dropped | Gain/ Loss Members |
|----------------|-----------|---------------|------------------|-------------|-----------------|-------------------|------------------|--------------------|-----------------------|--------------------|
| 2019-2020 | 0 | 1 | -1 | 104 | 11 | 5 | 5 | 125 | 109 | 16 |
| 2020-2021 | 2 | 0 | 2 | 88 | 48 | 39 | 2 | 177 | 99 | 78 |
| 2021-2022 | 5 | 10 | -5 | 97 | 136 | 22 | 10 | 265 | 388 | -123 |
| 2022-2023 | 5 | 1 | 4 | 56 | 137 | 3 | 0 | 196 | 141 | 55 |
| 2023-2024 | 0 | 2 | -2 | 82 | 29 | 5 | 9 | 125 | 210 | -85 |
| Average | 2 | 3 | 0 | 85 | 72 | 15 | 5 | 178 | 189 | -12 |



Membership Composition June 2024 Cumulative



Gender Composition June 2024 Cumulative

